

MCCARREN SUPPLY

BUILDING MATERIALS OUTLET

KITCHEN MEASUREMENT GUIDE

MCCARRENSUPPLY.COM




STEP 1: WHAT SHAPE IS YOUR KITCHEN?

GALLEY



L-SHAPED



U-SHAPED



STEP 2: TAKE YOUR MEASUREMENTS.

Get out a measuring tape. If you follow this guide, getting accurate measurements should be a breeze.

Wall 1 Length: _____

Wall 2 Length: _____

Wall 3 Length: _____

Wall 4 Length: _____

Floor to Ceiling Height: _____

Window 1 Width: _____

Window 2 Width: _____

Window 3 Width: _____

Window 4 Width: _____

Height: _____


Height: _____

Height: _____

Height: _____



APPLIANCES



Dishwasher

Width: _____

Height: _____

Make/Model: _____



Oven

Width: _____

Height: _____

Make/Model: _____



Refrigerator

Width: _____

Height: _____

Make/Model: _____

Other


Width: _____

Height: _____

Make/Model: _____

STEP 3: DRAW YOUR KITCHEN.

Draw a simple sketch of your kitchen. Don't worry about drawing with exact measurements just yet.



STEP 4: PICK YOUR FAVORITE STYLES/DESIGNS.

Cabinets: _____

Flooring: _____

Countertops: _____

Finishing Touches: _____

STEP 5: CALL US AT (717) 241-1342 TO SET UP AN APPOINTMENT WITH ONE OF OUR KITCHEN DESIGNERS TO SEE YOUR KITCHEN COME TO LIFE!



• MCCARREN SUPPLY •
BUILDING MATERIALS OUTLET
50 N. SPRING GARDEN ST.
CARLISLE, PA 17013